

Playful Learning Activities You Can Do with Preschoolers Anytime!

As school districts and teachers prepare to provide lesson plans in the event of school closures, we want to remind both parents and teachers that much of the magic of early childhood comes from allowing for moments of unstructured play and experiential learning.

As such we do not think preschoolers should be getting required worksheets and homework to do in the event of a school closure. Instead let's encourage families to take this time to slow down and connect. Find joy in the moments of togetherness and take time to enjoy a slower pace at home.

Activity Inspiration

In the event that parents are asking for activities or your school is requiring you to send home support materials, we encourage you to provide inspiration that involves everyday learning and inspires family connection.

On the following pages we've provided a collection of activities that can be printed and shared with parents. They are designed to be low-prep and can be done anytime of year.

Playful Learning Activities You Can Do with Preschoolers Anytime!

LITERACY

1. Read together.
2. Listen to an audiobook
3. Read a favorite classic together as a family.
4. Orally share family stories from recent and distant past.
5. Orally share stories about your own childhood.
6. Sing favorite songs.
7. Make up a story, real or make believe. Tell that story aloud, or write it down and illustrate it.
8. Staple half-sheets of paper together to create a simple DIY journal. Draw, write, or use stickers to create stories.
9. Use sidewalk chalk outdoors to write letters, names, or words.
10. Say a word. See how many words you can think of that rhyme with that word.
11. Clap to count the syllables in the names of the people in your family.
12. Say a word. See how many words you can think of that start with the same sound as that word.
13. Say a word. Clap, stomp, or jump to count how many syllables are in the word. Repeat with different words.
14. See how many things you can find in your home that start with the /___/ sound. (FILL IN SOUND)
15. Use markers or crayons to write your name (or letters, shapes, words, etc) in a rainbow of colors.
16. Brainstorm a list of foods you like to eat.
17. Look out the window. Make a list of all the things you can see.
18. Make a card for someone in your family.
19. Write a letter to someone.
20. Call someone to talk on the phone.

Playful Learning Activities You Can Do with Preschoolers Anytime!

MATH

1. Pick a color. See how many objects you can find in your home that are the same color.
2. Hide an object. Use positional language (above, below, behind, etc) to give clues for your child to find the object.
3. Sort laundry.
4. Sort silverware and put away.
5. Gather objects (blocks, toys, shirts) of different colors. Sort them by color.
6. Gather shoes from different people in your family. Put them in order by size.
7. Cut a piece of string the length of your foot. Find objects in your home that are shorter or longer than your foot.
8. Jump in place. Count how many times you can jump in a row.
9. Stand on one foot. Count how long you can balance.
10. Choose a shape. Find three objects in your home that are the same shape.
11. Use small snack food to make 2D shapes.
12. Use small snack food to make patterns. Then eat them!
13. Collect rocks, leaves, and twigs outdoors. Make patterns with them.
14. Count how many doors there are in your home.
15. Count how many windows there are in your home.
16. Roll a ball. Count how many steps it rolls to measure.
17. Roll a number cube (a die). Do that many of an exercise.
18. Roll a number cube. Count out that many objects.
19. Roll two number cubes. Count out sets for each. Then add them together and count how many in all.
20. Use small toys or animal figures to make up and act out addition and subtraction stories.

Playful Learning Activities You Can Do with Preschoolers Anytime!

THE ARTS & SCIENCES

1. Draw a picture of your family.
2. Draw a picture of a place you want to visit.
3. Draw a picture of your favorite dessert.
4. Gather recycled boxes and containers. Build something.
5. Turn an old shoe box into a playhouse or fort for your small toy figures.
6. Cook a favorite recipe with an adult.
7. Play freeze dance to your favorite music.
8. Gather pots, pans, and wooden spoons. Make music.
9. Make a movement pattern using claps and stops. See if others can follow it.
10. Draw a map of your bedroom.
11. Watch the sunset. Draw a picture.
12. Think of a question you have or an animal you want to learn more about. Work with an adult to research that topic.
13. Gather objects that can get wet. Fill the sink or tub with water. See which objects sink and which will float.
14. Play board games.
15. Do a puzzle.
16. Make DIY puppets out of basic craft materials.
17. Create a puppet show.
18. Play charades.
19. Listen to music from other cultures. Dance freely.
20. Play Simon Says.

Thank You!


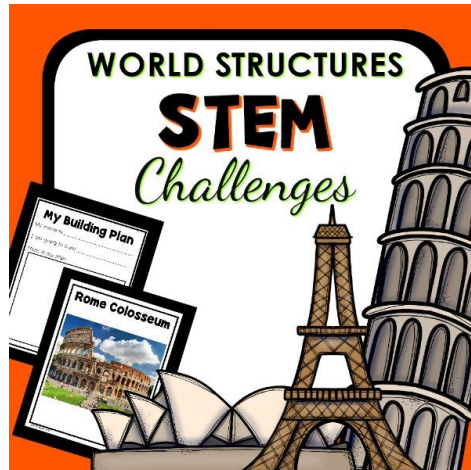
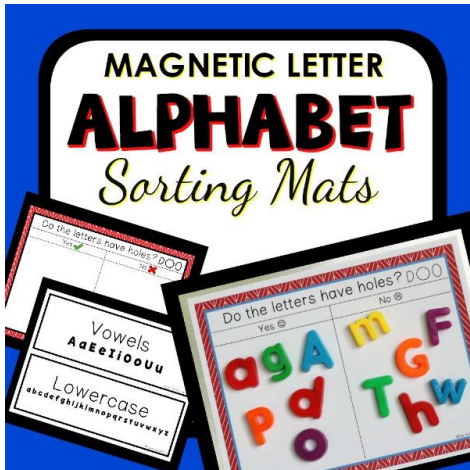
From the creators of
[Fantastic Fun & Learning](#) | [Fun-A-Day](#)
[Home Preschool 101](#) | [Preschool Teacher 101](#)

[Free Printables on Fun-A-Day](#)

[Free Printables on Fantastic Fun and Learning](#)

ALL contents of this document are under copyright protection including all text, graphics, content, and fonts.

More Hands-On Learning



Connect with Us!

[Teachers Pay Teachers](#)

[Facebook](#)

[Instagram](#)

SAVE MORE!



Thematic Preschool Lesson Plans & Teaching Resources